



EXTERIOR DOOR SYSTEMS | HARDWARE | MILLWORK *Overview*





INDEX

Alliance Door Systems.....	3
Pre-finished Doors.....	4
Fiberglass Doors	5
Traditions Program.....	8
Glass Options	9
Garden Doors.....	10
Combo Doors	10
Wood Stile & Rail Doors	11
Door Hardware	13
Millwork and Stair Systems.....	14
Service Overview.....	15

Alliance Door Products is a major supplier and manufacturer of door and millwork products, partnering with the most highly regarded and respected brands in the building industry.

We offer an extensive range of products designed for the diverse requirements of the residential, commercial, and architectural markets, meeting the growing needs of these segments.

- | | | |
|------------------------------|----------------------------|-----------------|
| ■ Interior Moulded Doors | ■ Fiberglass & Steel Doors | ■ Stair Systems |
| ■ Interior Wood Veneer Doors | ■ Wood Stile & Rail Doors | ■ Millwork |
| ■ Interior Flush Doors | ■ French Doors | ■ Door Hardware |
| ■ Pre-Finishing | ■ Machining | ■ Pre-Hanging |



PREHUNG SYSTEMS

Our door systems make remodel easy.


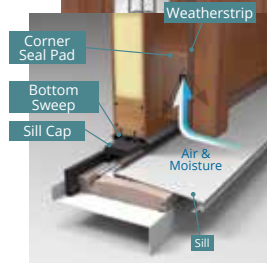
Factory machined doors that are prehung in high quality jambs combined with hinge hardware in the color of your choice, are not just durable but also very convenient.

Our factory machined door systems ensure fit and smooth operating. The pre-drilled door and jambs will make adding your personalized door handle hardware a snap.

ALLIANCE DOOR SYSTEMS

Our complete door systems feature doors, glass and components engineered to work together to resist leaks and drafts, and help maintain energy efficiency and weather resistance.

- ❶ **Sill and bottom sweep** form a tight seal against wind-driven moisture infiltration.
- ❷ **Corner seal pads** complete the seal between the sill cap, bottom sweep and weatherstrip.
- ❸ **Hinges** position the door to properly compress the weatherstrip.
- ❹ **Weatherstrip** is specifically engineered to provide the best possible fit with our door systems.
- ❺ **Multi-point locking system** (recommended)
- ❻ **Lip-lite frame** features a compression seal against weather. **Flush-glazed glass** is built directly into the door without a lip-lite frame, featuring a high-performance adhesive weather seal inside and out.



MULTI-POINT LOCKING SYSTEMS

Engages the door and frame at three critical points from top to bottom for enhanced stability compared to traditional deadbolt assemblies.

Features premium stainless steel construction that resists corrosion.

- ❶ **Integrated Mishandling Device** helps protect the door and frame from accidental damage.
- ❷ **1" Premium Stainless Steel Deadbolt**
- ❸ **Self-lubricating Locks**



COMPOSITE FRAME & BRICKMOULD

- **Closed Cellular Structure** ensures door frame & moulding will not absorb or wick moisture
- **No warp, splinter or rot.**
- **Twice the Screw-Holding Power** compared to traditional wood doorframes
- **Easily Machined** just like wood frames.

WATER RESISTANT FRAME CLADDING

Durable

- Thick, rigid, impact-resistant PVC finish
- Permanent waterproof adhesive

Stable

- Lifetime Limited Warranty wood substrate

Two Finishes

- Both Paintable & Stainable
- UV resistant white
- Embossed tan

Profiles

- All standard profiles
- Custom profiles upon request

EXTRUDED METAL CLADDING

Premium Materials & Fabrication

- 16-Gauge extruded aluminum
- Continuous head and sill mull system
- 12 color options
- No exposed fasteners

Versatile and Job Ready

- 4-9/16" and 6-9/16" jamb depth
- 2-1/2" mull post, mull fits into header to eliminate mull twist
- Storm door compatible

WOOD FRAME OPTIONS

- Primed Wood
- Primed Fingerjoint
- Fir
- Other wood frame materials

STAIN & PAINT PRE-FINISH PROGRAM

Create a stunning entrance way.

Stain Finishes

Light Oak	Natural Oak
Cedar	Cherry
Mahogany	Walnut
English Walnut	

Paint Finishes

White	Eggshell	Sandstone
Almond	Beige	Terratone
Wineberry	Green	
Bahama Brown	Artic	
Bronze	Black	

Note: Finish colours may vary from an actual application due to fluctuations in finishing or printing.

For gorgeous pre-finished options consider our Alliance Door Systems color selections.

Doors systems are expertly finished with high quality stains or paints creating the stunning entrance way your home deserves.



Doors That Inspire

FIBERGLASS DOORS

Whether it's Classic or Contemporary – or somewhere in between – Therma-Tru® offers a wide selection to complement the architecture of a home and a homeowner's sense of style.



Transform the entry into a one-of-a-kind experience. One that blends artistry, craftsmanship and modern engineering. Captivate the senses with remarkably authentic wood grains, exquisite handcrafted glass and sumptuous design details found only in Classic Craft. Because homes with uncompromising style demand uncompromising entryways.

- Walnut, Fir, and Mahogany woodgrain and Canvas, our smooth surface option
- Decorative, Textured, Privacy, Low-E and Divided Lite options with SDL bars
- Limited Lifetime Warranty



CLASSIC CRAFT
CCA2400XC-SDL
Fir Woodgrain
Natural Oak Stain
Chord Glass



CLASSIC CRAFT
CCW903
Walnut Woodgrain
Acorn Stain
Grooved



CLASSIC CRAFT
CCM303
Mahogany Woodgrain
Raven Stain
Longford Glass



CLASSIC CRAFT
CCM2804-SDLF6
Mahogany Woodgrain
Tumbleweed Stain
Clear Glass



CLASSIC CRAFT
CCV911
Smooth
Granite Paint
Homeward Glass

Note: Finish colours may vary from an actual application due to fluctuations in finishing or printing.



FIBER-CLASSIC® & SMOOTH-STAR® COLLECTION

The industry's first fiberglass door delivers the look and feel of real Mahogany and Oak with excellent performance and value.

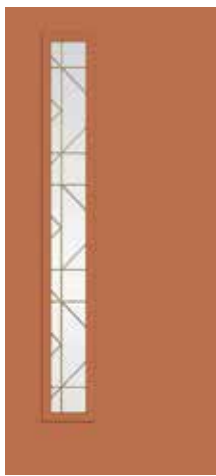
- Mahogany and Oak woodgrain
- Smooth Surface
- Decorative, Textured, Privacy, Low-E and Clear Glass options
- Blinds, Vented, Divided Lites, and SDL
- Limited Lifetime warranty

GREAT STYLE FOR ANY HOME


With many door styles in common and glass families that cross over between door collections, Fiber-Classic and Smooth-Star offer flexible options to fit virtually every entrance from front entry to patio to utility doors at an excellent value.



FIBER-CLASSIC
FC4525-FF
Oak Woodgrain
Tumbleweed Stain
Latitude Glass



SMOOTH-STAR
S1LEC-FF
Canyon Paint
Echelon Glass



SMOOTH-STAR
S2389-FF
Peregrine Paint
Calix Glass



FIBER-CLASSIC
FCM2AX
Mahogany Woodgrain
Autumn Harvest Stain
Axis Glass



FIBER-CLASSIC
FC773
Oak Woodgrain
Raven Stain
Sedona Glass

Note: Finish colours may vary from an actual application due to fluctuations in finishing or printing.



CLASSIC CRAFT

CCA4945-DDBF5
Fir Woodgrain
Shale Stain



FIBER-CLASSIC

FCM4816XE-SDLF1
Mahogany Woodgrain
Autumn Harvest Stain
Satin Etch Glass



CLASSIC CRAFT

CCR200371
Mahogany Woodgrain
Driftwood Stain
Augustine Glass



SMOOTH-STAR

S685RXE-SDLF2
Flush Glazed
Artic Paint
Satin Etch Glass



CLASSIC CRAFT

CCR18511
Mahogany Woodgrain
Raven Stain
Zaha Glass



CLASSIC CRAFT

CVC050
Alpine Paint




FIBER-CLASSIC

FC5RXC-FF
Oak Woodgrain
English Walnut Stain
Chord Glass




SMOOTH-STAR

S120
Green Paint



FIBER-CLASSIC

S1207-SDLLE
Bronze Paint
Low-E Glass



SMOOTH-STAR

S100
w/Groove Pattern 500
Eggshell Paint

Note: Finish colours may vary from an actual application due to fluctuations in finishing or printing.



ALLIANCE TRADITIONS PROGRAM

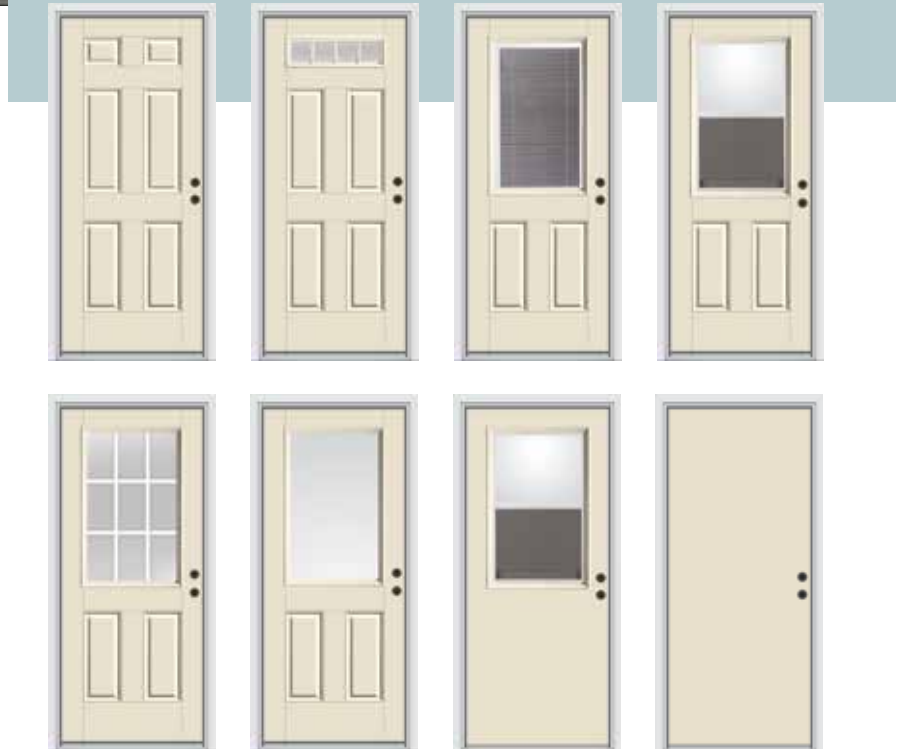


TRADITION PROGRAM DOORS

*In-Stock or available with
reduced lead times*

Our Traditions Program makes it easy to purchase a superior door system. High quality system components combined with your choice of **Therma-Tru® Fiberglass** or **High Definition Steel doors** are engineered to meet performance standards.

- 2'8" and 3'0" x 6'8" Prehung Fiberglass or Steel doors
- Aluminum sill with composite thermal break
- Standard primed FJP frame and brickmould (also available in white composite)
- Pre-hung systems screwed for exceptional strength
- Brickmould is applied
- All jamb/sill joints are caulked
- Bronze weatherstripping
- 3 - 4" x 4", 1/4 radius BB hinges
- Double drilled (also available with double drill)





LATITUDE 1

CALIFAX 1

ECHELON 1



DOOR GLASS OPTIONS

A wide variety of glass colors, textures, shapes and coming options lets you add stylish detail to your door while balancing the amount of privacy and natural light you prefer.

Browse our EnLiten™ flush-glazed designs for a more expansive view. For maximum privacy, consider privacy and textured glass options or Internal Blinds.

All triple-pane decorative, privacy and textured glass panels are enclosed between tempered glass, offering superior quality and thermal performance.

- EnLiten flush-glazed options offer wider glass surfaces
- Heat and fade resistant lite frames
- Black and Brushed Nickel coming options
- New Brushed Brass option!
- Low-E glass, Internal Blinds, Screen Vented
- Privacy & Textured Glass

Glass Privacy Rating Scale



- SDLs (Simulated Divided Lites)



SDL



Homeward 4



Villager 5



Zaha 3



Pembridge 7



Saratoga 7



Sedona 7



Axis 7



Concorde 8




Maple Park 6

PRIVACY & TEXTURED GLASS



Reeded (XK)
7



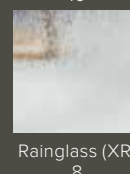
Satin Etch (XE)
10



Chord (XC)
10



Chinchilla (XJ)
10



Rainglass (XR)
8



Granite (XN)
10



GARDEN & RENO GARDEN DOOR SYSTEM

Performance. Beauty. Security.

Extend your living space with this high performance energy efficient Patio Door System. Assembled in Canada, these out-swing crank-out mulled pairs are a robust, prehung package for high traffic entries. The Reno Garden Door System is ideally suited to replace outdated sliding vinyl or aluminum patio doors.

- **1-3/4" Therma-Tru® Smooth-Star® Flush-Glazed Slabs**

One side cranks open like a casement window for ventilation, the other side is an out-swing entry door.

- **Energy Efficient** with surround weatherstripping.

- **Deep "Fatboy" Style Plant-in Mull Post**

Delivers structural integrity & seal against elements.

- **4-9/16" & 6-9/16" Jambs with Primed Pine Frames**

- **HD TRUTH Vent Roto Operator**

- **TRUTH Encore Folding Crank Handle**

Smooth & reliable; sleek look.

- **Rugged, HD Interior Screen** - Removable

- **3 - 4" x 4" 1/4 radius BB hinges C26D standard finish**

- **10-Year Limited Slab Warranty**



COMBO DOOR

Affordable, secure, energy efficient and durable.

Fabricated in Canada to be reliably tough and capable of standing up to our demanding winters! This rugged, pre-hung package includes:

- **1-3/4" Fiberglass or Steel Insulated 6-Panel Inner Entry Door**

Paired with a matching storm door.

- **1-3/4" Fiberglass or Steel Insulated Vented Outer Storm Door**

Proven durability, insulative value and security. Primed and ready to paint. Simple screened ventilation.

- **6-9/16" Double Rabbeted Jambs**

Both doors are hung on door jamb for superior strength and screw holding.

- **Wrap-around Security Strike Plate**

Effective break-in deterrent adds durability to the entire assembly.

- **10-Year Limited Slab Warranty**

WOOD STILE & RAIL DOORS

We also offer an extensive line of wood stile and rail exterior doors. Choose from solid wood stainable and paintable panel doors and beautiful exterior French doors.

Available in Western Hemlock, Douglas Fir or Knotty Pine, our vast selection of wood stile & rail doors are available with "Shaker Style" or profiled sticking. They come in straight panel, arched panel or radius top designs. Doors are available with raised panels, flat panels, glass or combinations of both.



36843 SDL

Shown in
Douglas Fir



4974

Shown in
Douglas Fir



37218

Shown in
Douglas Fir



77860


Shown in
Douglas Fir



7405

Shown in
Douglas Fir







WEISER
HOME SMART HOME™



Weiser is Canada's leading brand of door hardware, with a complete range of mechanical and electronic door locks in a wide variety of traditional and contemporary designs.

Weiser door locks feature the patented SmartKey cylinder offering unsurpassed security and convenience.

Weiser's SmartKey™ Technology provides homeowners with the superior security that is resistant to a variety of common break-in methods.

This technology also allows homeowners to re-key their locks themselves in seconds, rendering lost or unreturned keys useless.

- Protects against advanced break-in techniques
- Designed to protect against both common and rare break-in methods and meets the most stringent security standards
- SmartKey allows you to re-key the lock yourself in seconds, leaving lost or unreturned keys obsolete



Learn

Ask your sales expert to see the complete offering of Weiser locks.



SAN CLEMENTE



HALO TOUCH



HALO WIFI



BRETON



POWERBOLT 3



SMARTCODE
TOUCHPAD

One product line will not fit every consumers' needs.

That's why we stock several different lines of products with varying features and price points.

So whether you're looking for low price, unique style, a wide selection or simple convenience, we offer a Weiser product to meet your needs and complement your lifestyle.



MILLWORK AND STAIR SYSTEMS


To complete your exterior and interior projects chose from a complete line of millwork and stair products. Suitable for any architectural style, our offering ranges from ship-lap wall coverings, casings, brickmould and chair rails to stair treads, spindles and newel posts in all popular and traditional wood species, as well as cable, metal and glass options.

STAIR SYSTEMS

Looking for custom-built stairs to complement your new home or major renovation? Look no further. We specialize in fulfilling your millwork requirements, delivering exceptional stair solutions tailored to your preferences. Collaborating with Woodland, a trusted name in the industry with over two decades of expertise, we provide stair parts that exceed the highest standards of quality. Experience the enduring beauty and craftsmanship that will bring you joy for years to come.

MILLWORK

Modern simplicity, vintage victorian, traditional elegance or eclectic harmony, achieve a one-of-a-kind home design with our extensive moulding selection. Available primed or in a wide selection of wood species, your creativity has no limits.



RED OAK



BIRCH



KNOTTY PINE



CHERRY




WALNUT



KNOTTY ALDER



MAPLE



MAHOGANY



HICKORY

MACHINING

From standard to intricate, we offer a complete range of factory machining services. Utilizing state-of-the-art machinery and the talent of our highly skilled production team members, we provide machining services ranging from basic hinge preps to unique custom door modifications.

Consistency. Quality workmanship. Savings.
It pays to take advantage of our machining expertise.



SERVICE OVERVIEW

Please contact us for specialized machining needs.



RESIDENTIAL

Interior & Exterior Doors
Door Systems

- Custom Hinge / Knob locations
- Jamb Kits: MDF, FJP, FJP Rab, Wood Veneer & Solid Wood
- Single and Double Door Units



COMMERCIAL

Interior & Exterior Doors
Door Systems

- Custom Hinge / Knob locations
- Custom Metal Vision Lites
- Wood Beading Lite Kits
- Machining for Fire Rated Doors
- Machining for Fire Rated Frames



CUSTOM

Interior & Exterior Doors
Door Systems

- Custom Interior Transoms and Sidelites
- Custom Lite Cut-Outs in Residential Flush, Moulded Panel and Commercial Doors
- Dutch Doors
- Wood Stile & Rail Door Repair
- Custom Jamb Sizing



ALLIANCE DOOR PRODUCTS OF ABBOTSFORD

Unit #1, 2076 Townline Rd., Abbotsford, BC V2T 6E5
p. 604.850.8862 | f. 604.854.8121 | tf. 888-850-8862

ALLIANCE DOOR PRODUCTS OF CALGARY

6775 - 76 Avenue SE, Calgary, AB T2C 5M1
p. 403.265.7194 | f. 403.663.1465 | tf. 877.265.7194

ALLIANCE DOOR PRODUCTS OF EDMONTON

#28, 12622 - 184th St NW, Edmonton, AB T5V 1T4
p. 780.463.1162 | f. 780.436.3771 | tf. 866.463.1162

ALLIANCE DOOR PRODUCTS OF ST. THOMAS

85 Dennis Road, ST Thomas, ON N5P 0B6
p. 226.210.0155 | f. 226.546.0880 | tf. 877.519.0992

ALLIANCE DOOR PRODUCTS OF WINNIPEG

#100 - 55 Furniture Park, Winnipeg, MB R2G 3W1
p. 204.661.1004 | f. 204.661.3066 | tf. 888.661.1004